

Project-Based ERP Relationship Index

Relationship scores for project-based ERP are shown below. The chart highlights some of the factors which contribute to a product's overall Relationship score. Ease of doing business with, quality of support, and likelihood to recommend data is shown in the table below.








	● Ease of Business	● Likely to Recommend	● Quality of Support	● Other Factors	Score
Acumatica					9.17
Sage Intacct					9.04
Unanet GovCon					9.03
JAMIS Prime ERP					8.96
CMap					8.92
NetSuite					8.82
Unanet AE ERP					8.76
Deltek Costpoint					8.57
Deltek Vantagepoint					8.23
Synergy					7.78
Deltek Ajera					7.29
Multiview ERP					7.08

(Project-Based ERP Relationship Index continues on next page)

* Products are ordered by Index score. Products are ordered alphabetically if two or more products have the same Index score.

Project-Based ERP Relationship Index (continued)

Relationship scores for project-based ERP are shown below. The chart highlights some of the factors which contribute to a product's overall Relationship score. Ease of doing business with, quality of support, and likelihood to recommend data is shown in the table below.

	 Ease of Business	 Likely to Recommend	 Quality of Support	 Other Factors	Score
					7.02
					6.70
					4.03

(Project-Based ERP Relationship Index continues on next page)

* Products are ordered by Index score. Products are ordered alphabetically if two or more products have the same Index score.

Project-Based ERP Relationship Index (continued)

Relationship Definition

Project-based enterprise resource planning(ERP)systems provide an end-to-end business solution for all departments of companies that generate revenue by conducting complex projects. These systems contain modules that address financial management, project and resource planning, sales and marketing, as well as project risk and governance. By recording all project-related information, companies gain visibility into the type of projects that are the most profitable. Industries that may utilize a project-based ERP system include engineering, construction businesses, as well as government contractors. Project-based ERP systems require precise tracking of the profitability of each project and portfolio. This type of software is used mostly by members of the project management office department, such as project and program managers or analysts.

While product-based businesses generally utilize [ERP systems](#), project-centric manufacturers use a project-based ERP system to better plan and monitor operations. This type of software should not be confused with [project management software](#) which only focuses on projects and does not provide features for operations. These systems may also integrate with [CRM software](#) and [human resource management systems](#).

To qualify for inclusion in the Project-Based ERP category, a product must:

- ▶ Include functionality for project, program, and portfolio management
- ▶ Provide an end-to-end solution for all project-based work of a company
- ▶ Track and record resources and costs on a project and portfolio level
- ▶ Deliver front office (sales and marketing) and back office (procurement) features
- ▶ Manage suppliers, subcontractors, contracts, as well as bids and RFPs
- ▶ Support project-accounting features as well as time and expense tracking
- ▶ Integrate with or provide modules for HR, workforce management, or payroll

Relationship Index Description

A product's Relationship score is calculated by a proprietary algorithm that factors in real-user satisfaction ratings for a number of relationship-related review questions. Software buyers can compare products in the Project-Based ERP category according to their Relationship scores to streamline the buying process and quickly identify the products that provide the best relationship with software sellers based on the experiences of their peers. For sellers, media, investors, and analysts, the Index provides benchmarks for product comparison and market trend analysis.

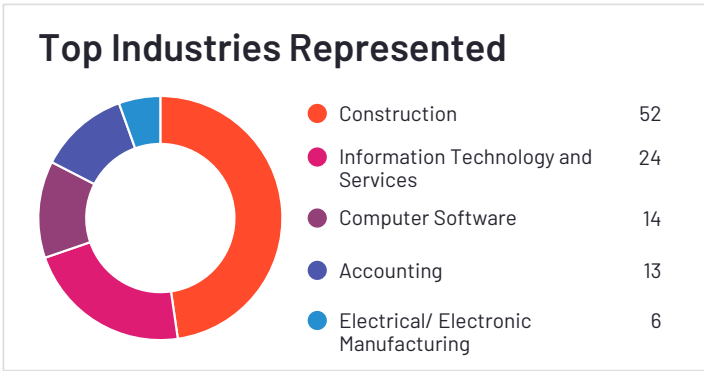
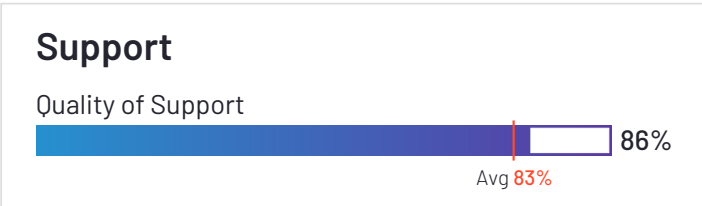

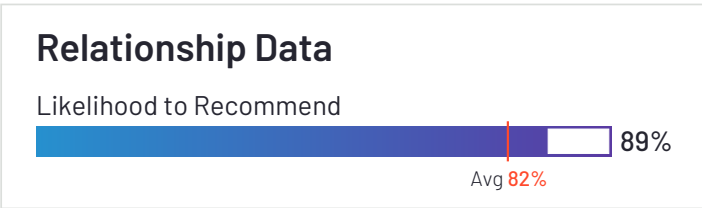
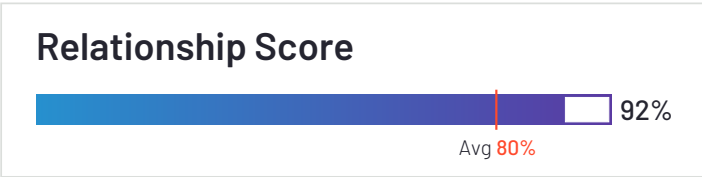
Badges are awarded to products for: Best Relationship (highest overall relationship score), Highest Quality of Support (highest overall quality of support score), and Easiest Doing Business With (highest ease of doing business with score).

Products included in the Relationship Index for Project-Based ERP | Summer 2023 have received both a minimum of 10 reviews and 5 responses from real users for each of the relationship-related questions featured in our review form by May 23, 2023. These ratings may change as the products are further developed, the sellers grow, and as additional opinions are shared by users, and a new Relationship Index report will be issued for this category as significant data is collected.



Acumatica

4.4 ★★★★★ (799)

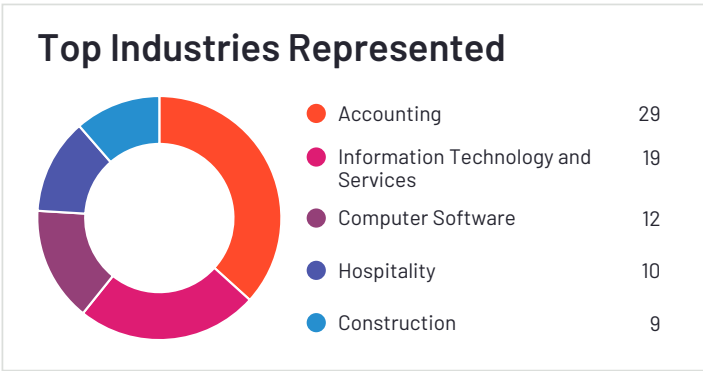

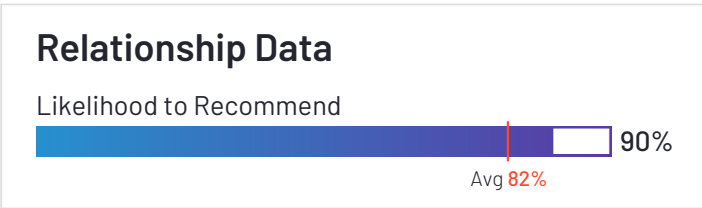
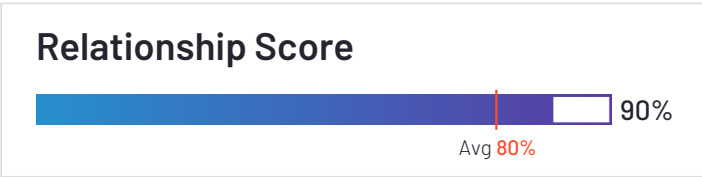


<p>Ownership Acumatica</p>	<p>HQ Location Kirkland, Washington</p>	<p>Year Founded 2007</p>	<p>Employees (Listed On LinkedIn) 482</p>	<p>Company Website acumatica.com</p>
---------------------------------------	--	-------------------------------------	--	---



Sage Intacct

4.3 ★★★★★ (2,134)

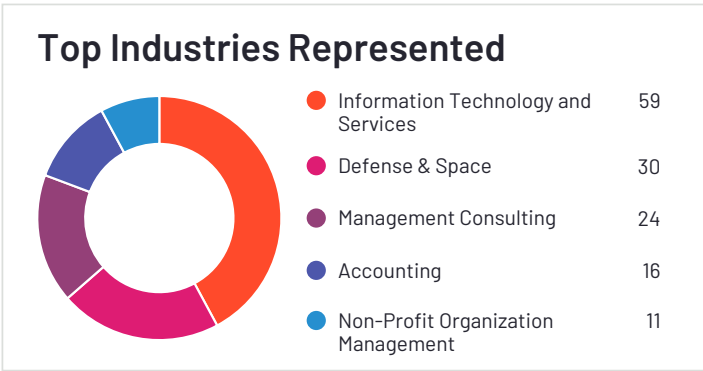
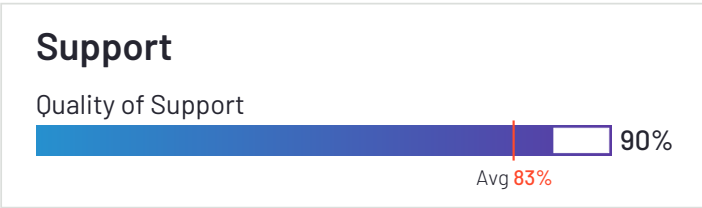

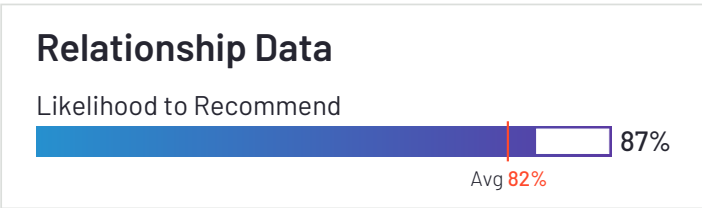
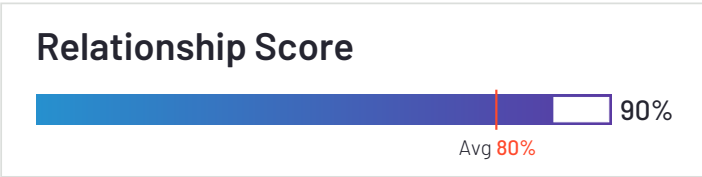


 Ownership Sage Software	 HQ Location Newcastle	 Year Founded 1981	 Employees (Listed On LinkedIn) 14,268	 Company Website www.sage.com
---------------------------------------	-------------------------------------	---------------------------------	---	--



Unanet GovCon

4.4 ★★★★★ (235)

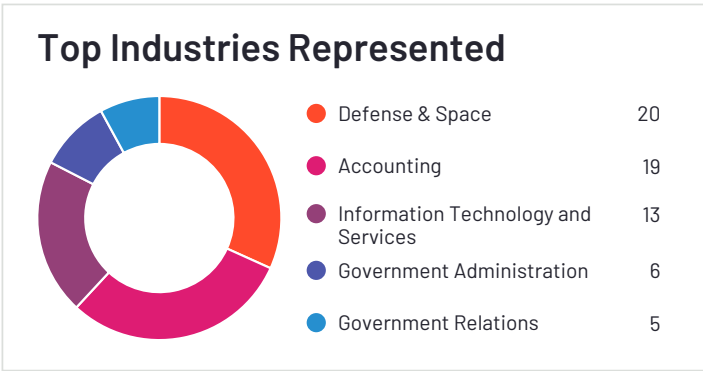

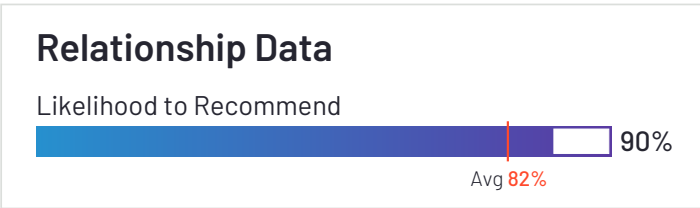
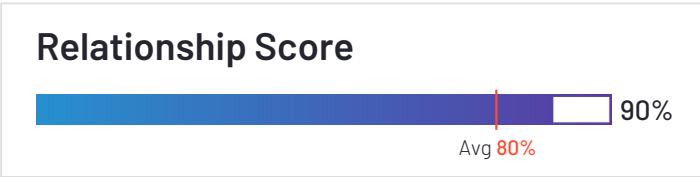


 Ownership Unanet	 HQ Location Dulles, VA	 Year Founded 1988	 Employees (Listed On LinkedIn) 407	 Company Website www.unanet.com
--------------------------------	--------------------------------------	---------------------------------	--	--



JAMIS Prime ERP

4.5 ★★★★★ (92)

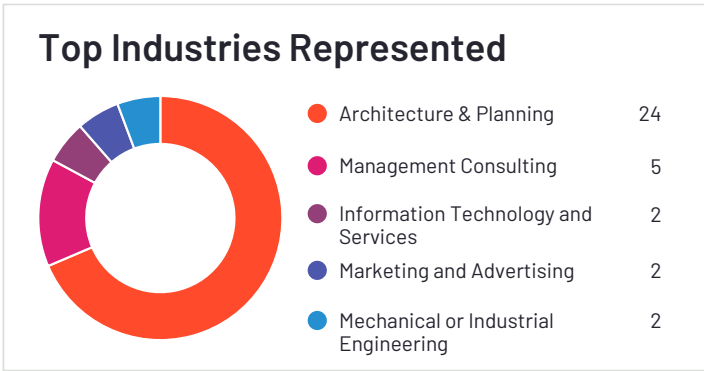
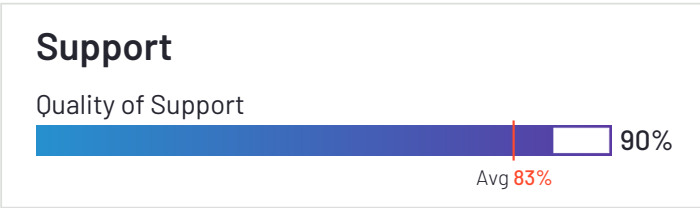

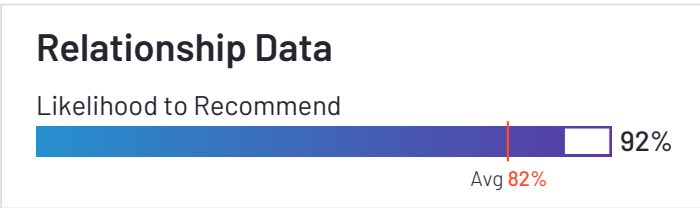
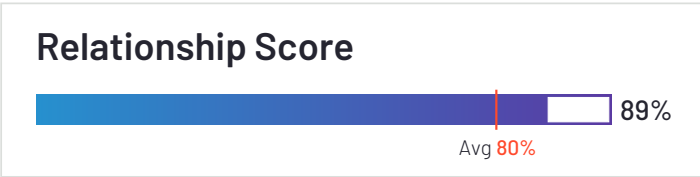


 Ownership JAMIS Software	 HQ Location San Diego, CA	 Year Founded 1987	 Employees (Listed On LinkedIn) 73	 Company Website jamis.com
--	---	---------------------------------	---	---



CMap

4.5 ★★★★★ (67)

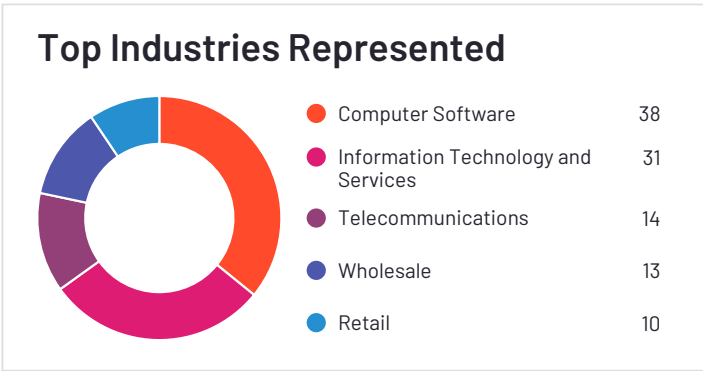

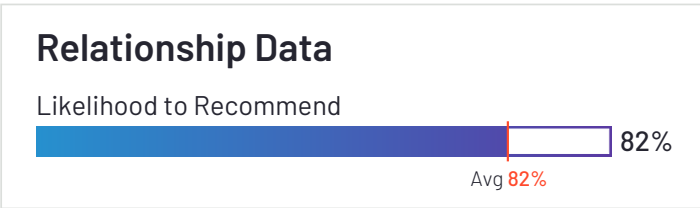
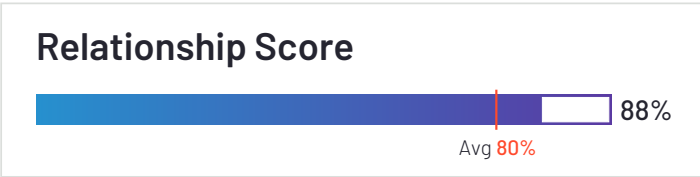


 Ownership CMAP Software Ltd	 HQ Location Wilmslow	 Year Founded 2000	 Employees (Listed On LinkedIn) 143	 Company Website cmap-software.com
---	------------------------------------	---------------------------------	--	--



NetSuite

4.0 ★★★★★ (2,510)

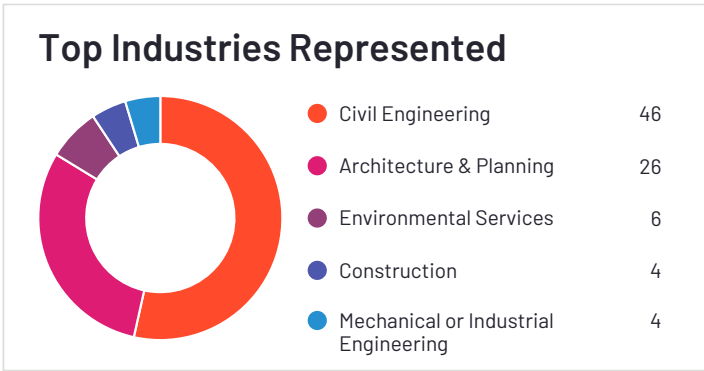

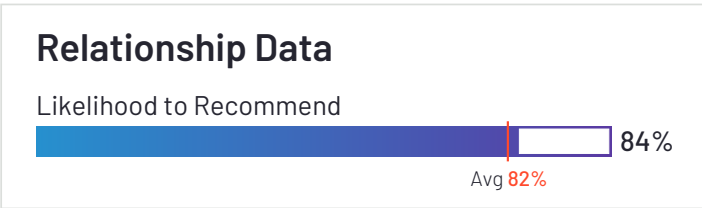
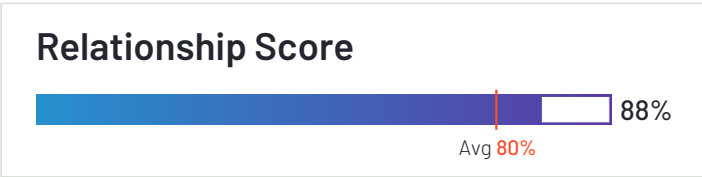


<p>Ownership Oracle</p>	<p>HQ Location Austin, TX</p>	<p>Year Founded 1977</p>	<p>Employees (Listed On LinkedIn) 203,759</p>	<p>Company Website www.oracle.com</p>
------------------------------------	--	-------------------------------------	--	--



Unanet AE ERP

4.2 ★★★★★ (106)

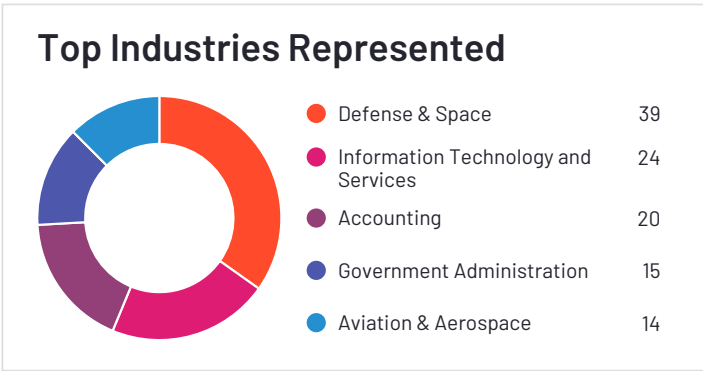

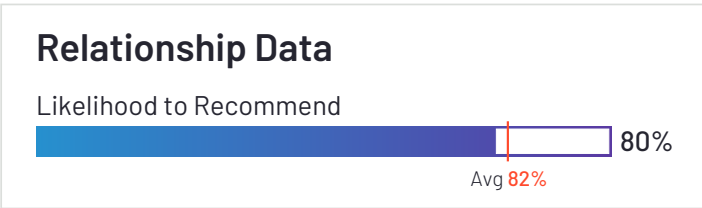
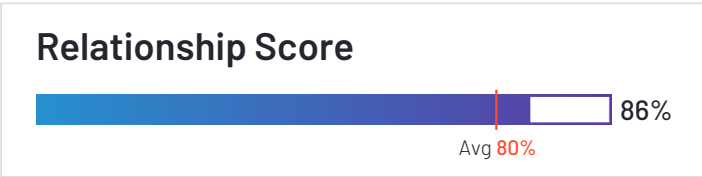


<p>Ownership Unanet</p>	<p>HQ Location Dulles, VA</p>	<p>Year Founded 1988</p>	<p>Employees (Listed On LinkedIn) 407</p>	<p>Company Website www.unanet.com</p>
------------------------------------	--	-------------------------------------	--	--



Deltek Costpoint

4.0 ★★★★★ (218)

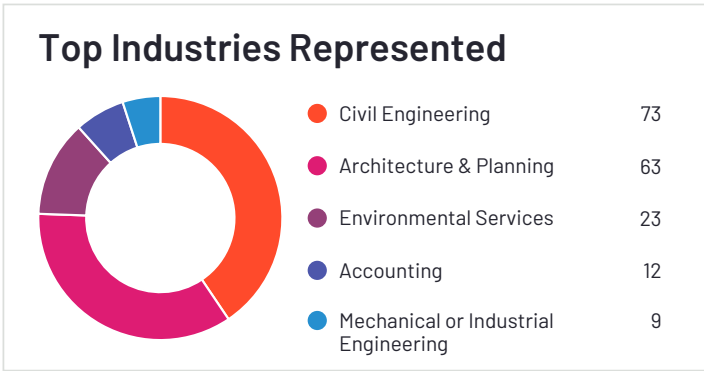
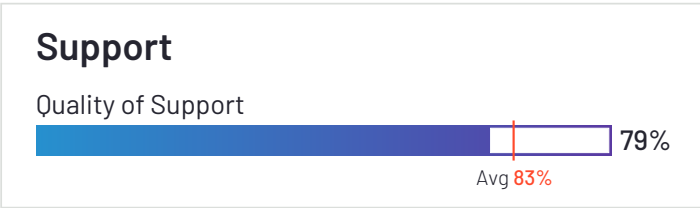

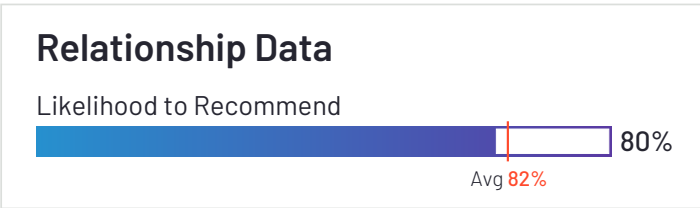
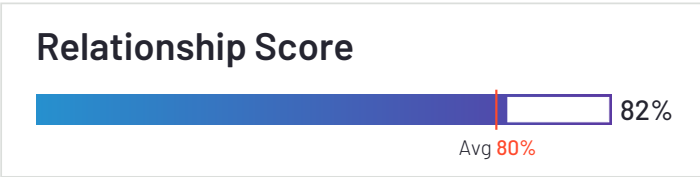


<p>Ownership Deltek</p>	<p>HQ Location Herndon, VA</p>	<p>Year Founded 1983</p>	<p>Employees (Listed On LinkedIn) 3,711</p>	<p>Company Website www.deltek.com</p>
------------------------------------	---	-------------------------------------	--	--



Deltek Vantagepoint

4.0 ★★★★★ (262)

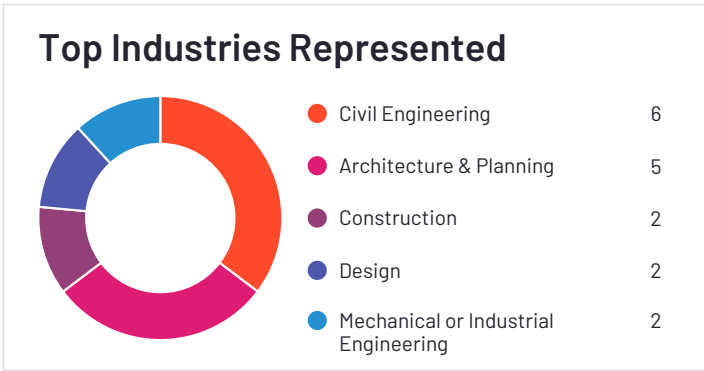

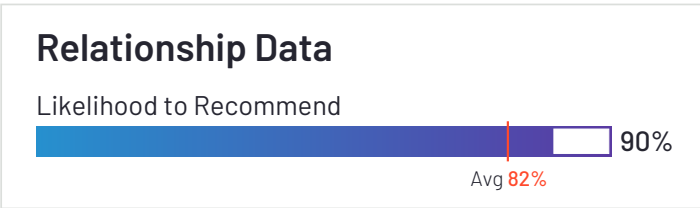
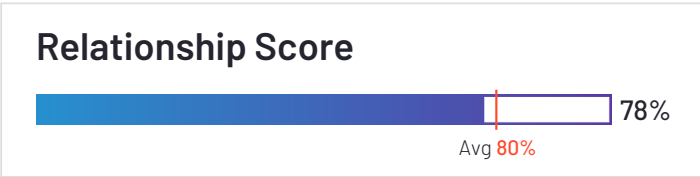


 Ownership Deltek	 HQ Location Herndon, VA	 Year Founded 1983	 Employees (Listed On LinkedIn) 3,711	 Company Website www.deltek.com
--------------------------------	---------------------------------------	---------------------------------	--	--



Synergy

4.5 ★★★★★ (19)

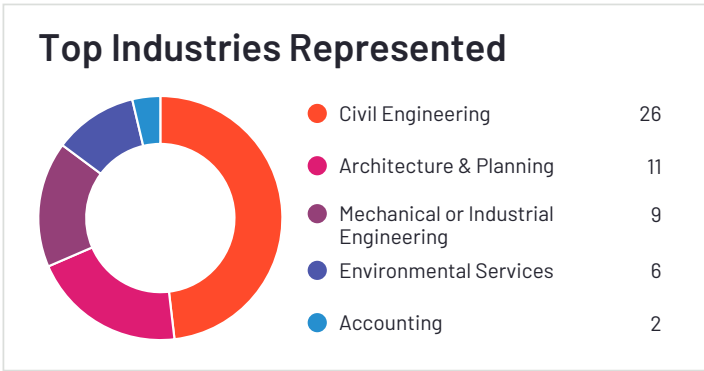
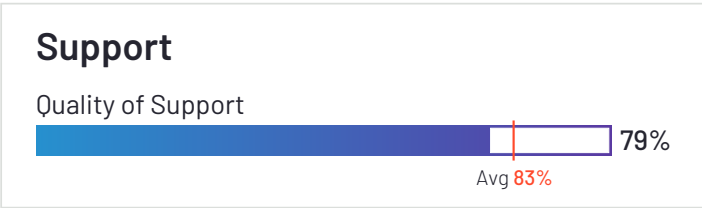

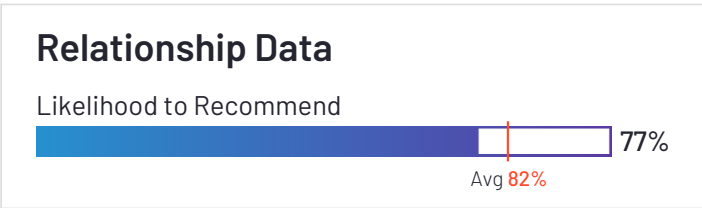
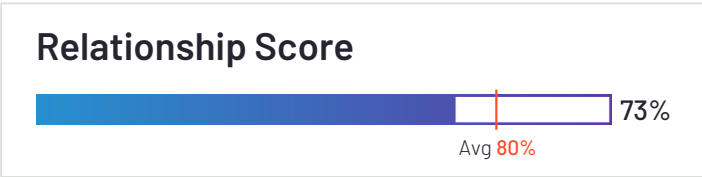


<p>Ownership Total Synergy</p>	<p>HQ Location North Sydney, Australia</p>	<p>Year Founded 1999</p>	<p>Employees (Listed On LinkedIn) 58</p>	<p>Company Website totalsynergy.com</p>
---	---	-------------------------------------	---	---



Deltek Ajera

3.8 ★★★★★ (83)



<p>Ownership Deltek</p>	<p>HQ Location Herndon, VA</p>	<p>Year Founded 1983</p>	<p>Employees (Listed On LinkedIn) 3,711</p>	<p>Company Website www.deltek.com</p>
------------------------------------	---	-------------------------------------	--	--



Multiview ERP

4.2 ★★★★★ (118)

Relationship Score



Relationship Data



Ease of Business



Support



Top Industries Represented



Ownership
Multiview Financial



HQ Location
Ottawa, ON



Year Founded
1990



Employees (Listed On LinkedIn)
86

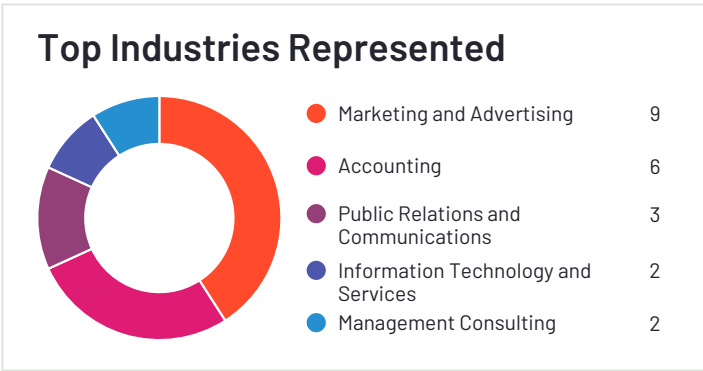
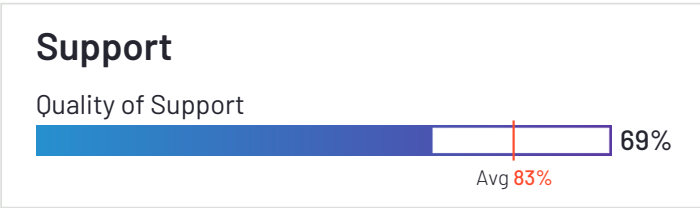

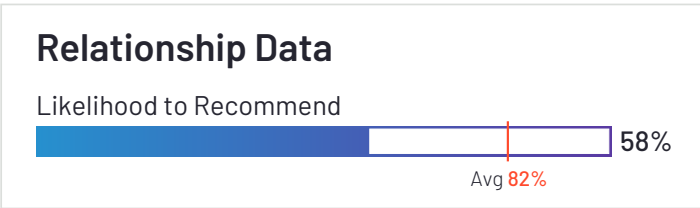
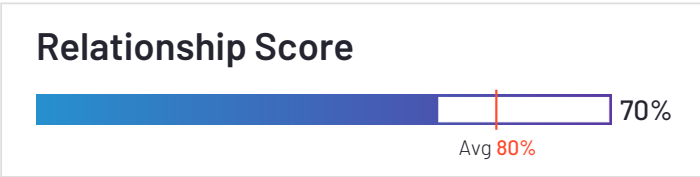


Company Website
multiviewcorp.com



Deltek Maconomy

2.9 ★★★★★ (40)



 Ownership Deltek	 HQ Location Herndon, VA	 Year Founded 1983	 Employees (Listed On LinkedIn) 3,711	 Company Website www.deltek.com
--------------------------------	---------------------------------------	---------------------------------	--	--



JobBOSS²

3.8 ★★★★★ (47)

Relationship Score



Relationship Data




Ease of Business



Support



Top Industries Represented



Ownership
ECi Software Solutions, Inc.



HQ Location
Fort Worth, TX



Year Founded
1999



Employees (Listed On LinkedIn)
1,201

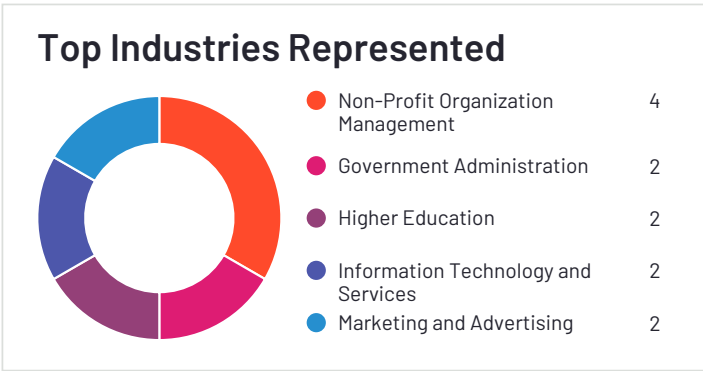

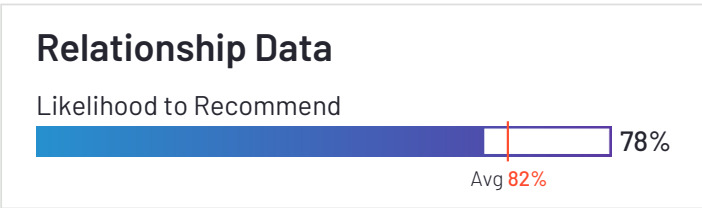
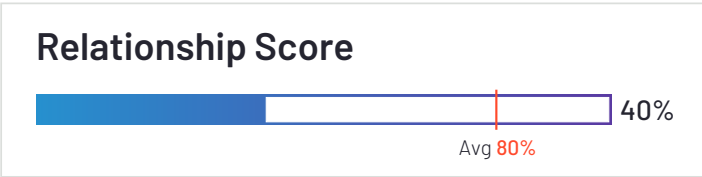


Company Website
ecisolutions.com



Unit4 ERP

3.6 ★★★★★ (72)



 Ownership Unit4	 HQ Location Utrecht, Netherlands	 Year Founded 1980	 Employees (Listed On LinkedIn) 3,729	 Company Website www.unit4.com
-------------------------------	--	---------------------------------	--	--

Relationship Index Methodology

Relationship Index Inclusion Criteria

Products included in the Relationship Index for Project-Based ERP | Summer 2023 have received a minimum of 10 reviews and 5 responses for each of the relationship-related questions featured in our survey by May 23, 2023. Inviting other users, such as colleagues and peers, to join G2 and share authentic product reviews will accelerate this process and encourage the inclusion of additional products..

Relationship Scoring Methodology

G2 rates products and sellers based on reviews gathered from our user community, as well as data aggregated from online sources and social networks. We apply a unique, patent-pending algorithm to this data to calculate the product's Relationship score. The Relationship Index for Project-Based ERP | Summer 2023 report is based off of scores calculated using the G2 relationship algorithm v1.0 from data collected through May 23, 2023. The Relationship score is affected by the following (in order of importance):

- ▶ Customers' reported ease of doing business with the seller based on reviews by G2 users
- ▶ Customers' satisfaction with the product's quality of support based on reviews by G2 users
- ▶ Customers' likelihood to recommend each product based on reviews by G2 users
- ▶ The number of reviews received on G2; buyers trust a product with more reviews, and a greater number of reviews indicates a more representative and accurate reflection of the customer experience.

Categorization Methodology

Please visit G2's [categorization methodology](#) page to learn more about how products are categorized. For more in-depth information about how we refer to different types of software, please view our [list of standard definitions](#).

Trust

Keeping our ratings unbiased is our top priority. We require the use of a LinkedIn account or verified business email address to validate a G2 user's identity and employer. We also validate users by partnering with sellers and organizations to securely authenticate users through select platforms. We do not allow users to review their current or former employers' products, or those of their employers' competitors. Additionally, all reviews are manually checked by our team after our algorithm filters out reviews that don't meet our submission requirements. All reviews must pass our moderation process before they are published.

G2 may occasionally offer incentives for honest reviews to help us gather a full and accurate data set. These incentives are offered as thank-yous for approved reviews. Incentives are never conditioned upon the substance of the review, positive or negative. Each such incentivized review is disclosed with an "Incentivized Review" banner.